


### 特性 / FEATURES

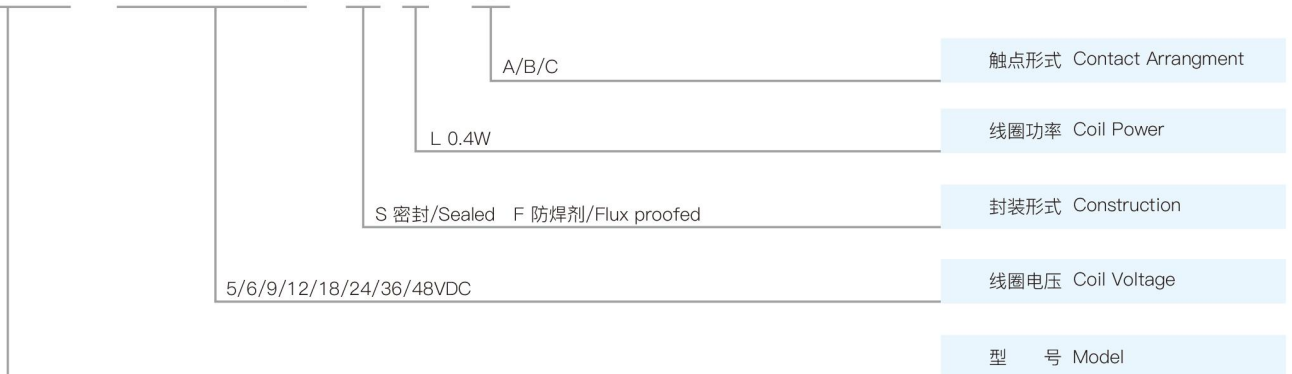
- 12A触点切换能力  
12A switching capability
- 线圈与触点间介质耐压5kV  
5kV dielectric strength (between coil and contacts)
- 爬电距离为10mm  
Creepage distance: 10mm
- 满足VDE0700/0631加强绝缘要求  
Meeting VDE 0700, 0631 reinforce insulation
- 可提供符合IEC60335-1标准产品  
Product in accordance to IEC 60335-1 available
- 低高度  
Low height



**RoHS**  
Compliant

### 订购信息 / ORDERING INFORMATION

## SML-12VDC-S L-C



### 触点参数 / CONTACT PARAMETERS

触点形式	Contact arrangement	A, B, C
接触电阻	Contact resistance	≤100mΩ (1A 6VDC)
触点材质	Contact material	银合金/Silver alloy: AgSnO <sub>2</sub> In <sub>2</sub> O <sub>3</sub> 、AgSnO <sub>2</sub> 、AgNi
触点负载(阻性)	Contact rating(Res. load)	12A 250VAC/30VDC
最大切换电压	Max switching voltage	440VAC/125VDC
最大切换电流	Max switching current	12A
最大切换功率	Max switching power	3000VA
电耐久性 (频率:每小时360次)	Electrical endurance (Frequency:360 ops/h)	1×10 <sup>6</sup> ops / 1×10 <sup>4</sup> ops
机械耐久性 (频率:每小时18000次)	Mechanical endurance (Frequency:18000 ops/h)	1×10 <sup>7</sup> ops

## 小型大功率继电器

Miniature High Power Relay

12A

### 特性参数 / CHARACTERISTICS PARAMETERS

绝缘等级	Insulation level		B/F
绝缘电阻	Insulation resistance		1000MΩ(500VDC)
介质耐压 (漏电流 1mA)	Dielectric strength (Leakage current 1mA)	线圈与触点间 Between coil and contacts	5000VAC 1min
		断开触点间 Between open contacts	1000VAC 1min
吸合时间(额定电压下)	Operate time(at nominal voltage)		≤15ms
释放时间(额定电压下)	Release time (without diode) (at nominal voltage)		≤8ms
湿度	Humidity		5% ~ 85% RH
环境温度(°C)	Ambient temperature		-40°C ~ +85°C
抗冲击	Shock resistance	稳定性/Functional	98m/s <sup>2</sup>
		强度/Destructive	980m/s <sup>2</sup>
抗振动	Vibration resistance		10Hz~150Hz 10g/5g
重量	Weight		约/Approx 13g
封装形式	Construction		密封/Sealed 防焊剂/Flux proofed

备注: 以上数据均为初始值  
Remark: All above data is initial value

### 线圈参数 / COIL PARAMETERS

常温/At (23°C)

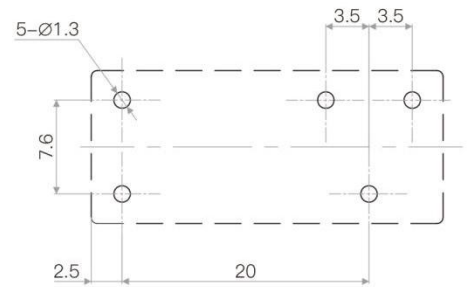

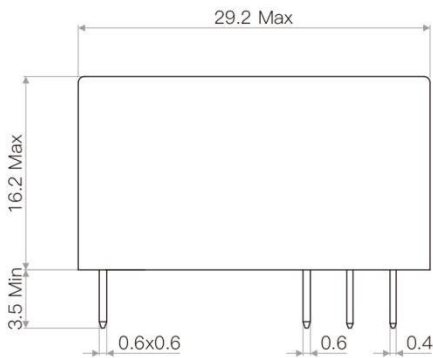
功耗(W)	Power consumption(W)	0.4W(L)							
额定电压(VDC)	Nominal voltage(VDC)	05	06	09	12	18	24	36	48
线圈电阻(Ω±10%)	Coil resistance(Ω±10%)	62	90	202	360	810	1440	3240	5760
吸合电压(Max)	Pick-up voltage(Max)	70% 额定电压(Nominal voltage)							
释放电压(Min)	Drop-out voltage(Min)	10% 额定电压(Nominal voltage)							
允许最大电压(VDC)	Max allowable overdrive voltage(VDC)	150% 额定电压(Nominal voltage)							

### 安全认证(相关认证以第三方认证证书为准) / SAFETY APPROVAL RATINGS



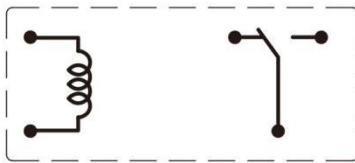
### 外形图 / OUTLINE DIMENSIONS

单位/Unit(mm)



安装孔图(底视图)/Installation hole drawing(Bottom view)  
未注公差/Tolerance:±0.1

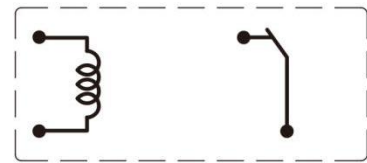
### 线路图(底视图) / WIRING DIAGRAM (BOTTOM VIEW)



转换C型/Conversion C type



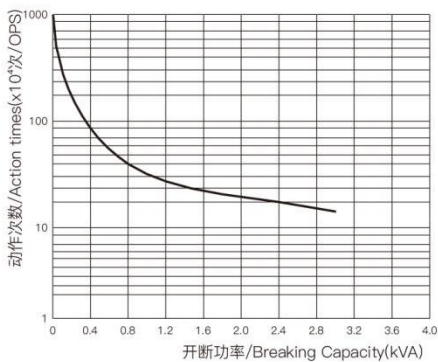
常开A型/Normally open A type



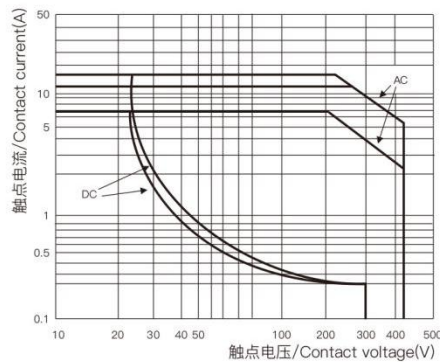
常闭B型/Normally closed B type

### 性能曲线图 / CHARACTERISTIC CURVES

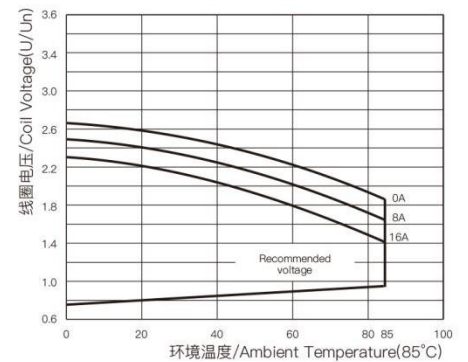
电耐久性曲线  
Electrical endurance curve



最大切换功率  
Maximum switching power



线圈温升(DC)  
Coil temperature rise



测试条件: NO端, 阻性负载, 250VAC, 防焊剂型, 室温, 1s通9s断。

Test conditions: NO, Resistive load, 250VAC, Flux proofed, Room temp., 1s on 9s off,